

CRANES, IN ALL THE LANGUAGES OF THE WORLD

ARGENTINA
AUSTRALIA
BELGIUM
BRAZIL
CANADA
CHILE
COLOMBIA
CZECH REP
CYPRUS
DENMARK
EGYPT
EAST/NORTH EUROPE
EIRE
FINLAND
FRANCE
GERMANY
GREECE
HONG KONG
INDONESIA
ITALY
JORDAN
MALAYSIA
MOROCCO
NORWAY
OCEANIA
NETHERLANDS
PERU
PHILIPPINES
POLAND
PORTUGAL
P.R.C.
QUATAR
ROMANIA
SAUDI ARABIA
SINGAPORE
SPAIN
SOUTH AFRICA
SOUTH AMERICA
SWITZERLAND
THAILAND
TAIWAN
TOBAGO
TRINIDAD
TUNISIA
TURKEY
UNITED ARAB EMIRATES
USA
UK
VENEZUELA
VIETNAM



Autogru PM spa - via Emilia Est, 1058 - 41100 Modena MO (ITALY)
Tel. +39 059 20.54.711 - Fax +39 059 28.07.47 - Export Fax +39 059 28.25.05
e-mail: autogrupm@autogrupm.com www.autogrupm.com

Since 1959



Cranes, in all the languages of the world

Serie 19



LA FORZA DELLA QUALITÀ THE POWER OF QUALITY
LA FORCE DE LA QUALITE DIE KRAFT DER QUALITÄT LA FUERZA DE LA CALIDAD

PLUS

POWER LOADING AND UNLOADING SYSTEM

La movimentazione di carichi importanti non richiede velocità, ma potenza e precisione dei movimenti. PM ha realizzato il sistema “**Power Loading and Unloading System**” (PLUS) che, riducendo la velocità della gru, permette di incrementare la capacità di sollevamento nella movimentazione dei carichi massimi.

*The heavy load lifting does not require high speed, but power and smooth movements at the same time. PM has worked out the “**Power Loading and Unloading System**” (PLUS), which enables to increase maximum lifting capacity, reducing the crane speed.*

La manutention de charges importantes demande surtout un materiel puissant et une bonne precision de mouvement. PM a réalisé le système “**Power Loading and Unloading System**” (PLUS) qui, en réduisant la vitesse de la grue, permet d’augmenter la capacité de soulèvement pour la manutention des grosses charges.

*Der Umschlag von wichtigen Lasten verlangt keine besondere Geschwindigkeit, sondern Kraft und Bewegungspräzision. PM hat das “**Power Loading and Unloading System**” (PLUS) durchgeführt, um die Tragfähigkeit in dem Schwerlastenumschlag zu erhöhen.*

La desplazamiento de cargas importantes no pide velocidad, pero potencia y precisión. Autogru PM ha realizado el sistema “**Power Loading and Unloading System**” (PLUS) que permite, reduciendo la velocidad de la grúa, para incrementar la capacidad de levantamiento en la desplazamiento de cargas máximas.

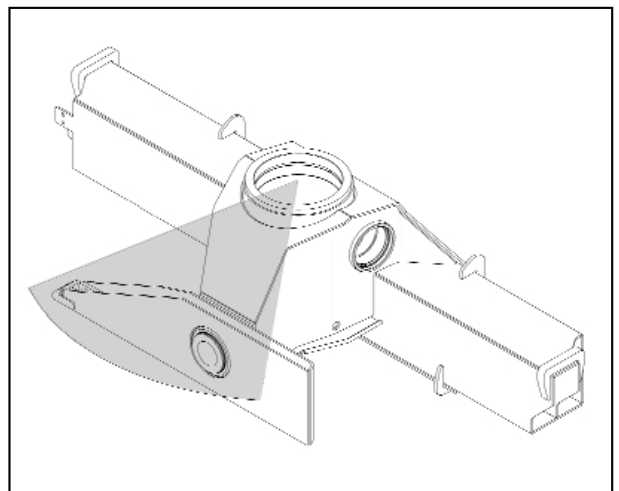
POSIZIONE DEL PUNTO MORTE DELLA ROTAZIONE (GRU STANDARD)

Position du point mort de rotation (grues standard)

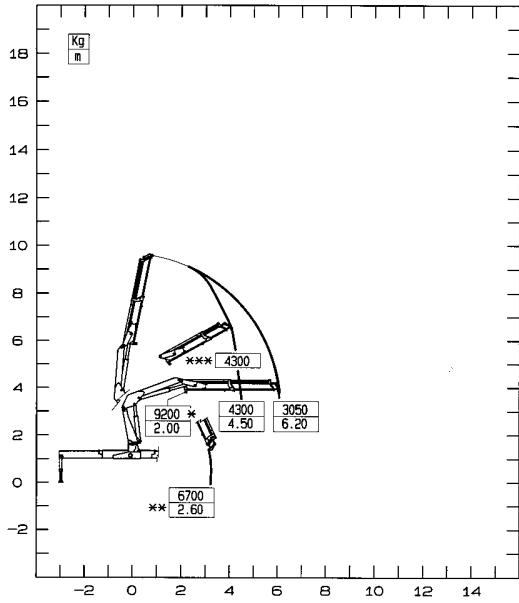
Slewing dead point position (standard cranes)

Schwenktotpunktstellung (standard krane)

Lado de paro del sistema de giro de la grua (grua estandard)



19021



* PORTATA MASSIMA NOMINALE AL GANCIO FISSO
 ** PORTATA MASSIMA AL GANCIO MOBILE
 *** PORTATA MASSIMA PASSANTE PER L'ORIZZONTALE
 N.B.: LE PRESTAZIONI INDICATE SI OTTENGONO CON BRACCIO PRINCIPALE INCLINATO A 25° E IL DISPOSITIVO PLUS INSERITO

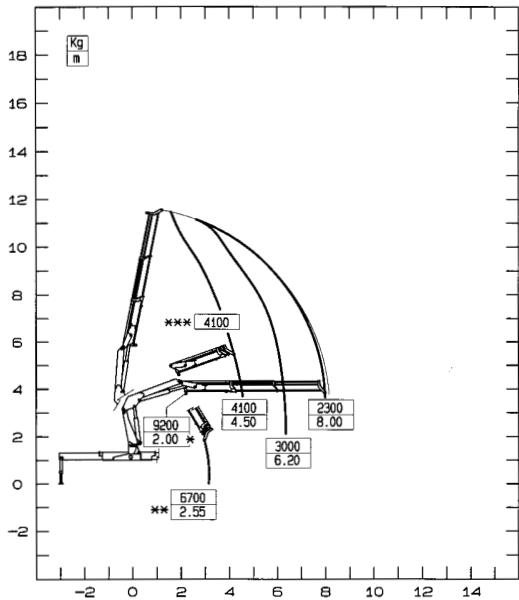
* MAX. NOMINAL CAPACITY WITH FIXED HOOK
 ** MAX. CAPACITY WITH MOBILE HOOK
 *** MAX. CAPACITY FROM HORIZONTAL TO VERTICAL
 N.B.: THE STATED PERFORMANCES CAN BE OBTAINED WITH 25° INCLINED MAIN BOOM AND BOOM AND THE PLUS ON

* CAPACITE MAXI NOMINALE AU CROCHET FIXE
 ** CAPACITE MAXI NOMINALE AU CROCHET MOBILE
 *** CAPACITE MAXI PASSANT PAR L'HORIZONTALE
 N.B.: LES PERFORMANCES INDIQUEES S'OBTIENNENT AVEC 1er BRAS INCLINE A 25° ET DISPOSITIF PLUS BRANCHE

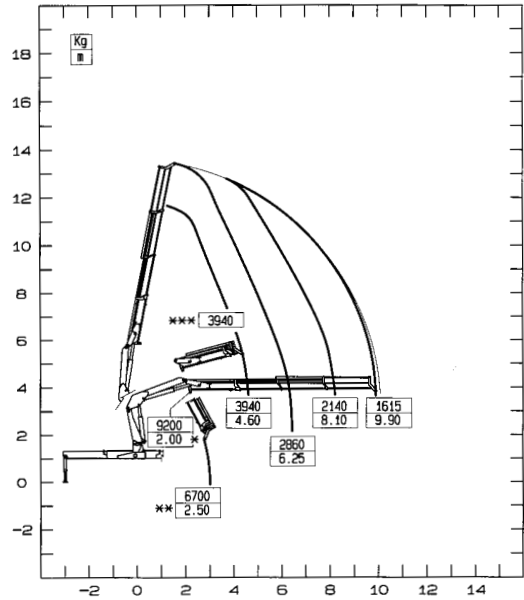
* MAX. NENNTRAGKRAFT AN DER INNEREN HAKENBEFESTIGUNG
 ** MAX. TRAGKRAFT
 *** MAX. TRAGKRAFT VON HORIZONTAL BIS ZU VERTIKAL
 ANMERKUNG: DIE ANGEGEBENEN LEISTUNGEN WERDEN MIT 25° GENEIGTEM HUBRAHMEN ERREICHT UND EINGESCHALTETEM PLUS ERREICHT

* CAPACIDAD MÁXIMA EN EL GANCHO FIJO
 ** CAPACIDAD MÁXIMA EN EL GANCHO MÓVIL
 *** CAPACIDAD MÁXIMA EN POSICIÓN VERTICAL
 N.B.: LAS PRESTACIONES INDICADAS SE OBTIENEN CON EL BRAZO ARTICULADO A 25° Y EL DISPOSITIVO PLUS INSERTADO

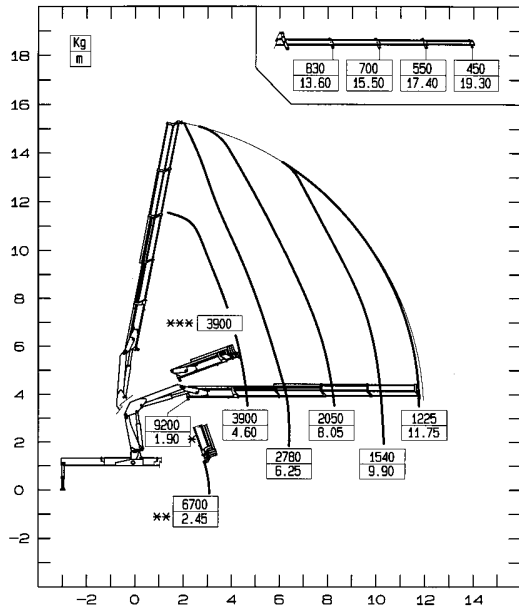
19022



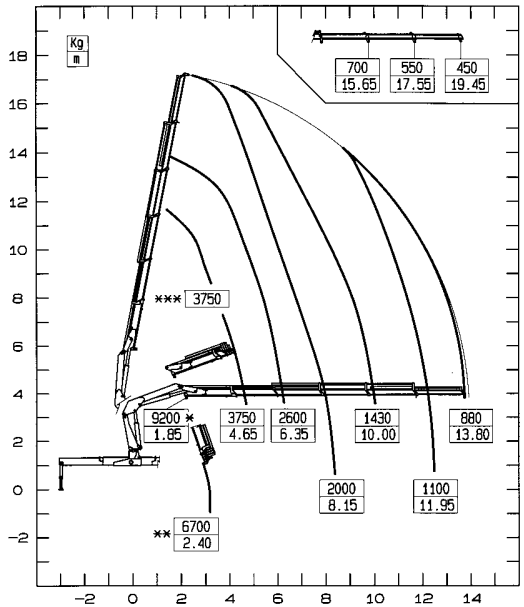
19023



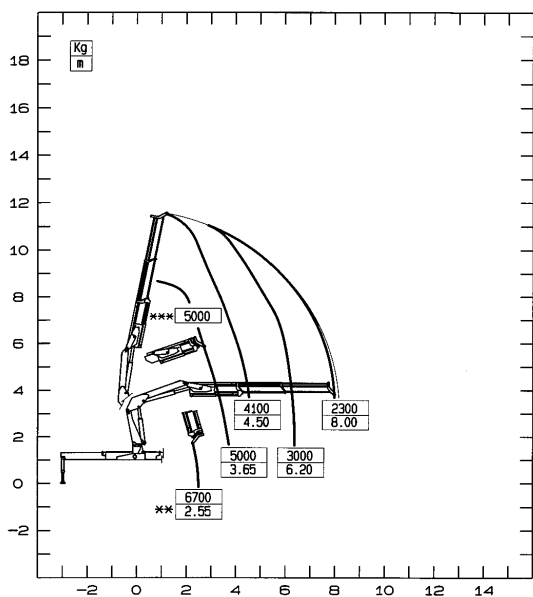
19024



19025



19022 LC



** PORTATA MASSIMA AL GANCIO MOBILE
 *** PORTATA MASSIMA PASSANTE PER L'ORIZZONTALE
 N.B.: LE PRESTAZIONI INDICATE SI OTTENGONO CON BRACCIO PRINCIPALE INCLINATO A 25° E IL DISPOSITIVO PLUS INSERITO

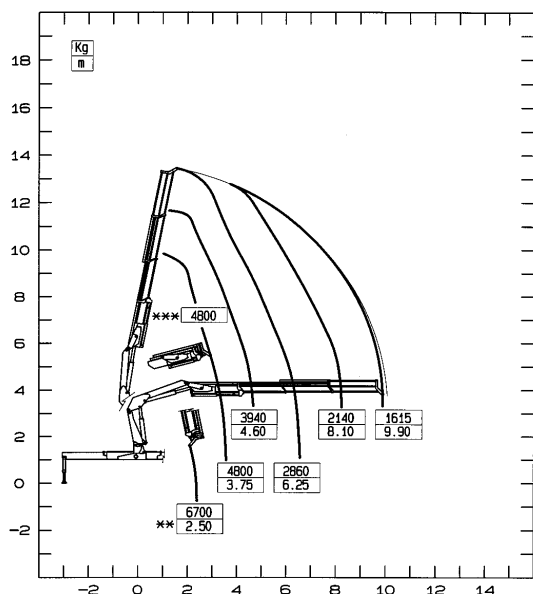
** MAX. CAPACITY WITH MOBILE HOOK
 *** MAX. CAPACITY FROM HORIZONTAL TO VERTICAL
 N.B.: THE STATED PERFORMANCES CAN BE OBTAINED WITH 25° INCLINATED MAIN BOOM AND BOOM AND THE PLUS ON

** CAPACITE MAXI NOMINALE AU CROCHET MOBILE
 *** CAPACITE MAXI PASSANT PAR L'HORIZONTALE
 N.B.: LES PERFORMANCES INDIQUEES S'OBTIENNENT AVEC 1ER BRAS INCLINE A 25° ET DISPOSITIF PLUS BRANCHE

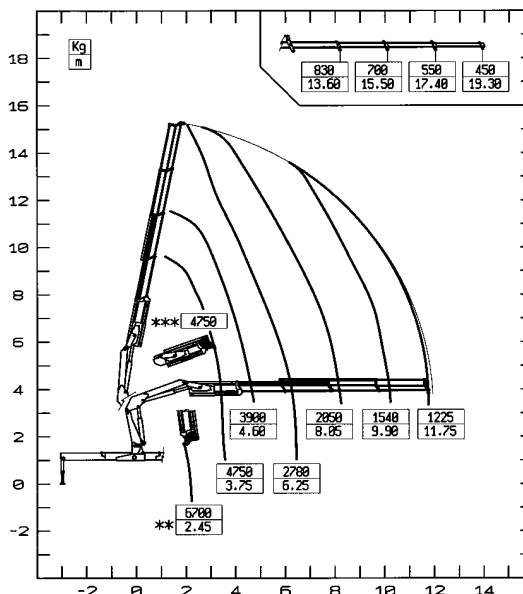
** MAX. TRAGKRAFT
 *** MAX. TRAGKRAFT VON HORIZONTAL BIS ZU VERTIKAL
 ANMERKUNG: DIE ANGEGBENEN LEISTUNGEN WERDEN MIT 25° GENEIGTEM HUBBRAHMEN ERREICHT UND EINGESCHALTETEM PLUS ERREICHT

** CAPACIDAD MÁXIMA EN EL GANCHO MÓVIL
 *** CAPACIDAD MÁXIMA EN POSICIÓN VERTICAL
 N.B.: LAS PRESTACIONES INDICADAS SE OBTIENEN CON EL BRAZO ARTICULADO A 25° Y EL DISPOSITIVO PLUS INSERTADO

19023 LC



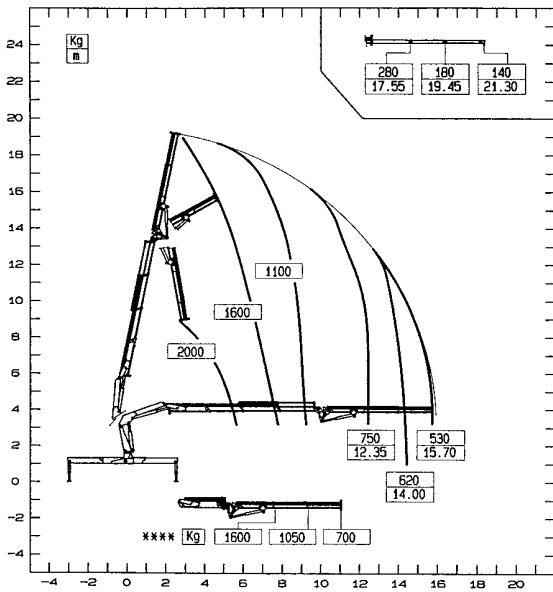
19024 LC



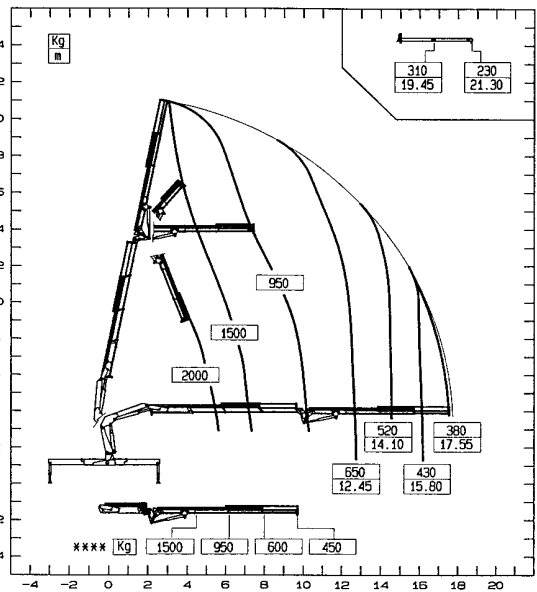
TUTTE LE GRU PM SONO COPERTE DA POLIZZA ASSICURATIVA INTERNAZIONALE PER LA RESPONSABILITÀ CIVILE VERSO TERZI
 ALL PM CRANES ARE COVERED BY AN INTERNATIONAL INSURANCE POLICY FOR CIVIL LIABILITY THIRD PARTY
 TOUTES LES GRUES SONT COUVERTES PAR UNE POLICE D'ASSURANCE INTERNATIONALE DE RESPONSABILITÉ CIVILE ENVERS TIERS
 PM-KRÄNE SIND DURCH EINE INTERNATIONALE HAFTPFLICHTVERSICHERUNG GEGEN DRITTE ABGESICHERT



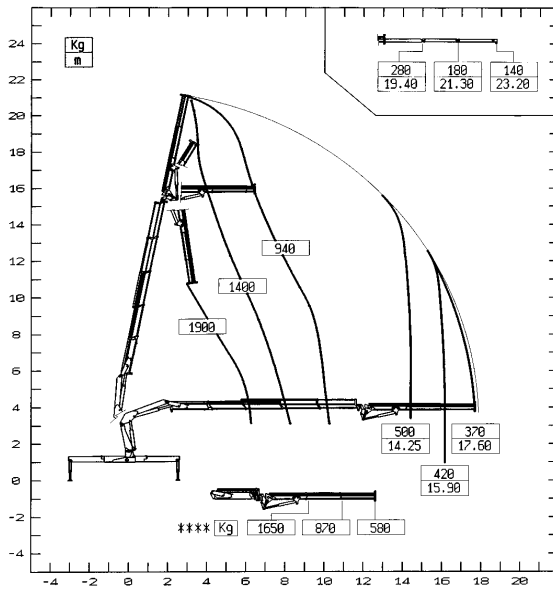
19023+J 52



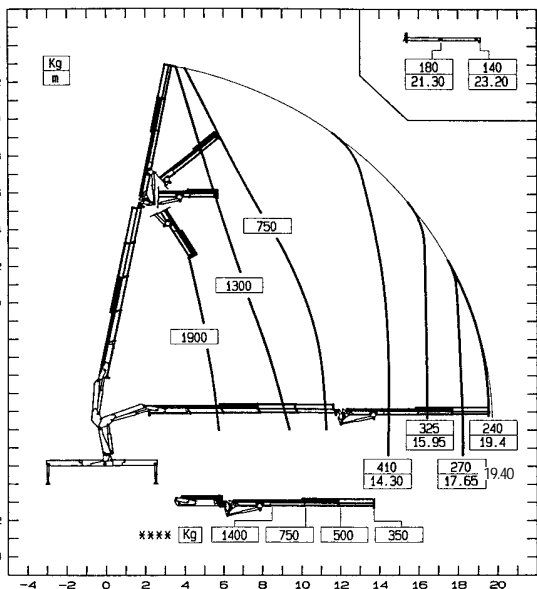
19023+J 53



19024+J 52



19024+J 53



****PORTATE MASSIME DELL'ANTENNA IN ORIZZONTALE - ****MAX. JIB CAPACITIES IN HORIZONTAL POSITION - ****CAPACITES MAXI NOMINALES AVEC JIB
 ****MAX. TRAGKRAFT AM JIB IN HORIZONTAL - ****CAPACIDAD MÁXIMA DE LA ANTENA EN HORIZONTAL



LE ANTENNE IDRAULICHE (J) POSSONO ESSERE INSTALLATE ANCHE SULLE GRU IN VERSIONE LC

The hydraulic jib can be mounted on the LC version

Les bras articulés (J) peuvent être installés sur les grues en version LC également

Hydraulische Knickarme können auch auf die LC Ausführungen montiert werden

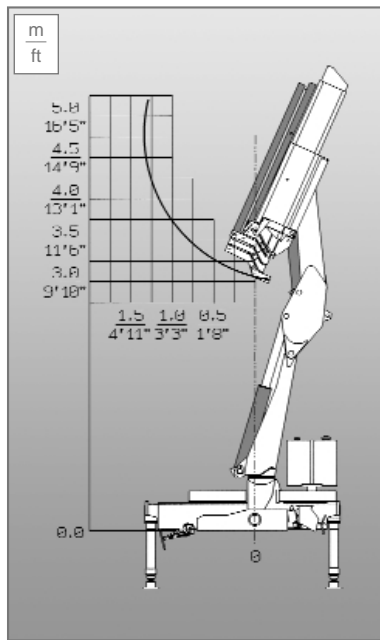
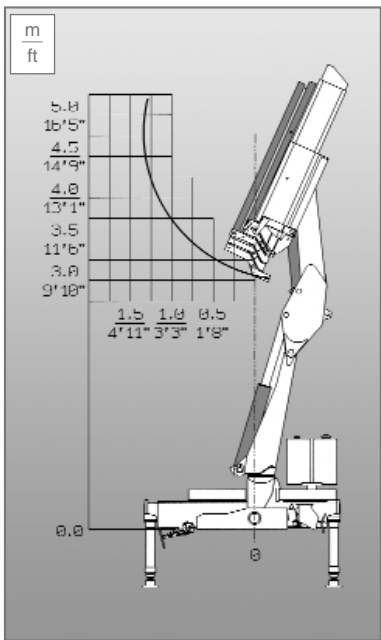
Las antenas hidraulicas se pueden montar tambien en gruas version LC





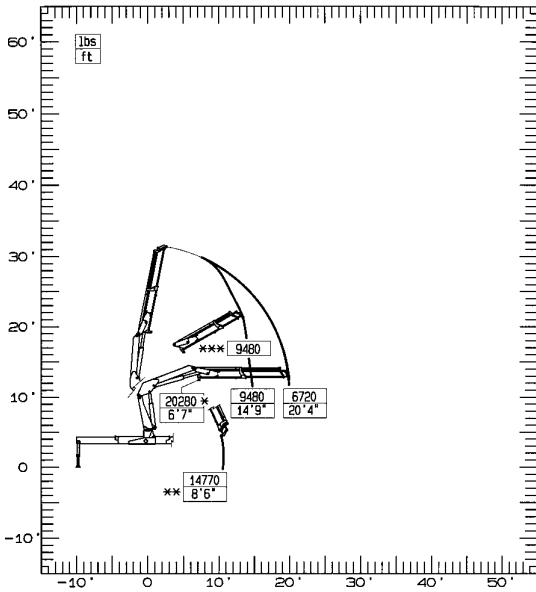
Serie 19

Serie 19 LC





19021



* PORTATA MASSIMA NOMINALE AL GANCIO FISSO
 ** PORTATA MASSIMA AL GANCIO MOBILE
 *** PORTATA MASSIMA PASSANTE PER L'ORIZZONTALE
 N.B.: LE PRESTAZIONI INDICATE SI OTTENGONO CON BRACCIO PRINCIPALE INCLINATO A 25° E IL DISPOSITIVO PLUS INSERITO

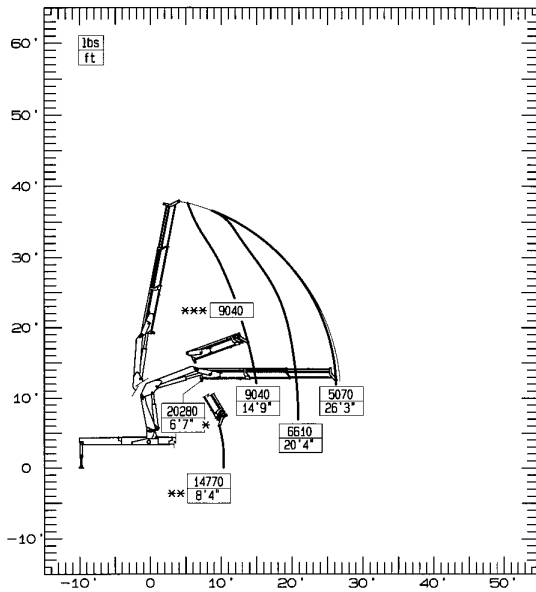
* MAX. NOMINAL CAPACITY WITH FIXED HOOK
 ** MAX. CAPACITY WITH MOBILE HOOK
 *** MAX. CAPACITY FROM HORIZONTAL TO VERTICAL
 N.B.: THE STATED PERFORMANCES CAN BE OBTAINED WITH 25° INCLINED MAIN BOOM AND BOOM AND THE PLUS ON

* CAPACITE MAXI NOMINALE AU CROCHET FIXE
 ** CAPACITE MAXI NOMINALE AU CROCHET MOBILE
 *** CAPACITE MAXI PASSANT PAR L'HORIZONTALE
 N.B.: LES PERFORMANCES INDIQUEES S'OBTIENNENT AVEC 1er BRAS INCLINE A 25° ET DISPOSITIF PLUS BRANCHE

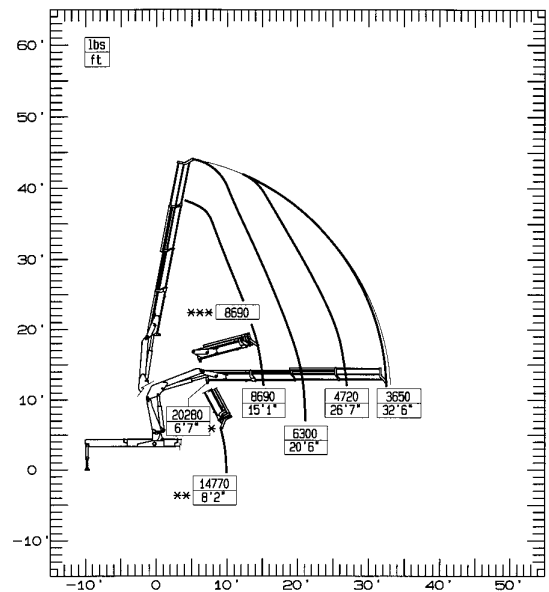
* MAX. NENNTRAGKRAFT AN DER INNEREN HAKENBEFESTIGUNG
 ** MAX. TRAGKRAFT
 *** MAX. TRAGKRAFT VON HORIZONTAL BIS ZU VERTIKAL
 ANMERKUNG: DIE ANGEGEBENEN LEISTUNGEN WERDEN MIT 25° GENEIGTEM HUBRAHMEN ERREICHT UND EINGESCHALTETEM PLUS ERREICHT

* CAPACIDAD MÁXIMA EN EL GANCHO FIJO
 ** CAPACIDAD MÁXIMA EN EL GANCHO MÓVIL
 *** CAPACIDAD MÁXIMA EN POSICIÓN VERTICAL
 N.B.: LAS PRESTACIONES INDICADAS SE OBTIENEN CON EL BRAZO ARTICULADO A 25° Y EL DISPOSITIVO PLUS INSERTADO

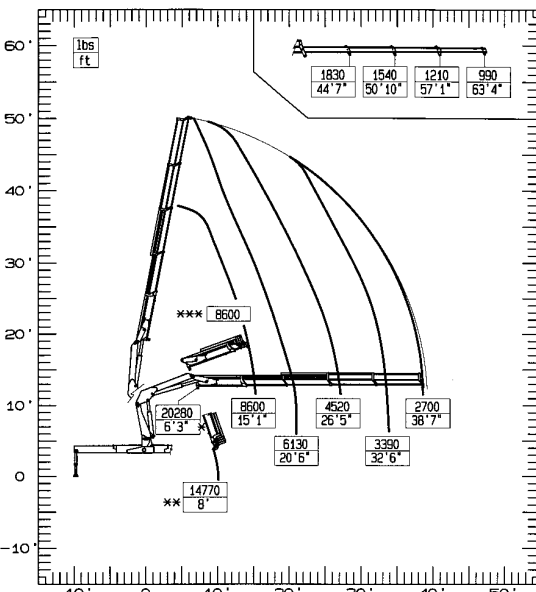
19022



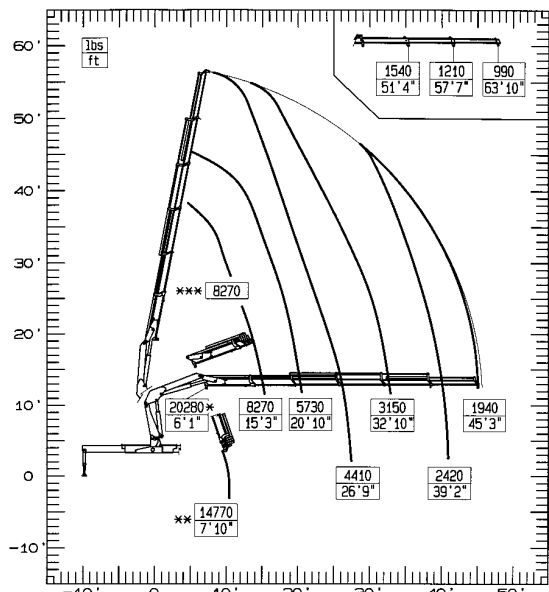
19023



19024

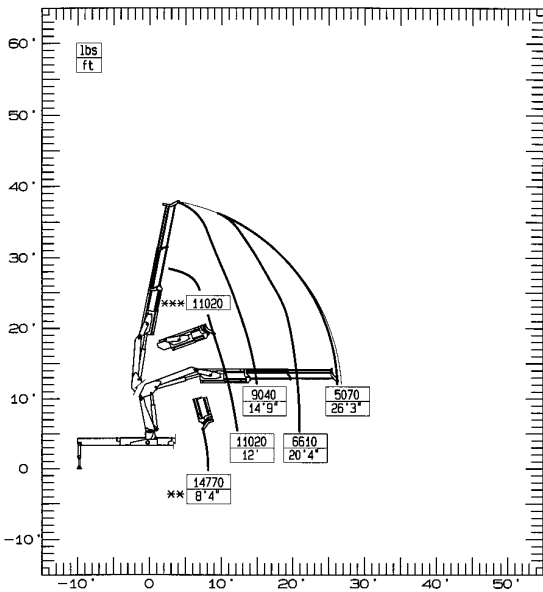


19025





19022 LC



** PORTATA MASSIMA AL GANCIO MOBILE
 *** PORTATA MASSIMA PASSANTE PER L'ORIZZONTALE
 N.B.: LE PRESTAZIONI INDICATE SI OTTENGONO CON BRACCIO PRINCIPALE INCLINATO A 25° E IL DISPOSITIVO PLUS INSERITO

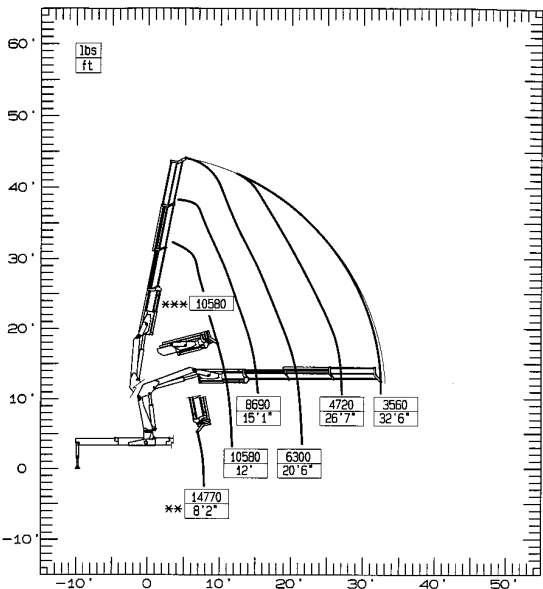
** MAX. CAPACITY WITH MOBILE HOOK
 *** MAX. CAPACITY FROM HORIZONTAL TO VERTICAL
 N.B.: THE STATED PERFORMANCES CAN BE OBTAINED WITH 25° INCLINED MAIN BOOM AND BOOM AND THE PLUS ON

** CAPACITE MAXI NOMINALE AU CROCHET MOBILE
 *** CAPACITE MAXI PASSANT PAR L'HORIZONTALE
 N.B.: LES PERFORMANCES INDIQUEES S'OBTIENNENT AVEC 1ER BRAS INCLINE A 25° ET DISPOSITIF PLUS BRANCHE

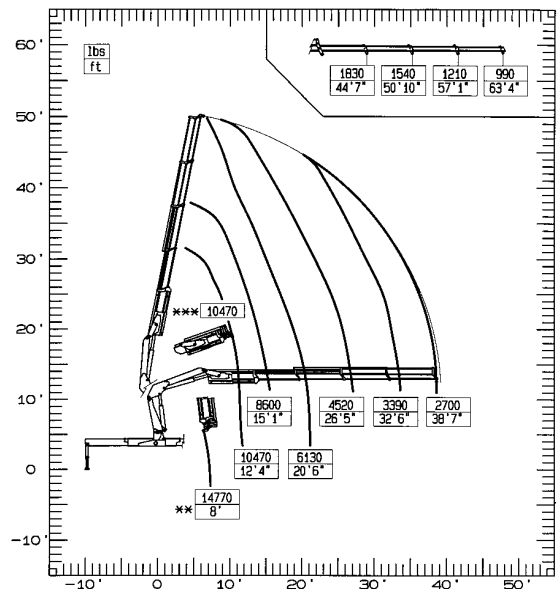
** MAX. TRAGKRAFT
 *** MAX. TRAGKRAFT VON HORIZONTAL BIS ZU VERTIKAL
 ANMERKUNG: DIE ANGEGBENEN LEISTUNGEN WERDEN MIT 25° GENEIGTEM HUBBRAHMEN ERREICHT UND EINGESCHALTETEM PLUS ERREICHT

** CAPACIDAD MÁXIMA EN EL GANCHO MÓVIL
 *** CAPACIDAD MÁXIMA EN POSICIÓN VERTICAL
 N.B.: LAS PRESTACIONES INDICADAS SE OBTIENEN CON EL BRAZO ARTICULADO A 25° Y EL DISPOSITIVO PLUS INSERTADO

19023 LC



19024 LC

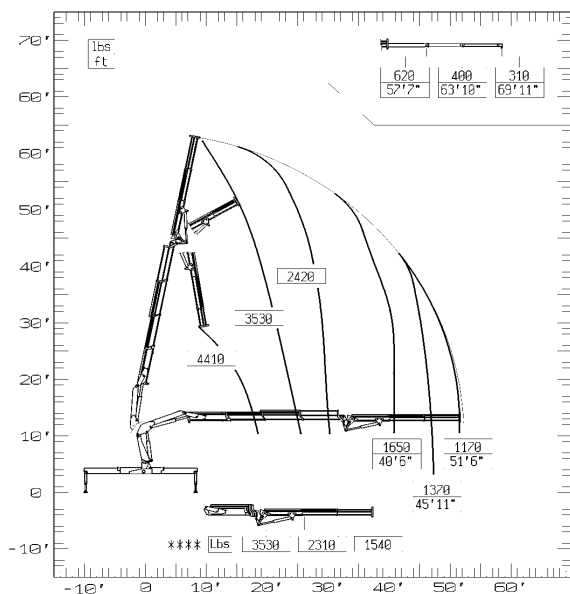


TUTTE LE GRU PM SONO COPERTE DA POLIZZA ASSICURATIVA INTERNAZIONALE PER LA RESPONSABILITÀ CIVILE VERSO TERZI
 ALL PM CRANES ARE COVERED BY AN INTERNATIONAL INSURANCE POLICY FOR CIVIL LIABILITY THIRD PARTY
 TOUTES LES GRUES SONT COUVERTES PAR UNE POLICE D'ASSURANCE INTERNATIONALE DE RESPONSABILITÉ CIVILE ENVERS TIERS
 PM-KRANE SIND DURCH EINE INTERNATIONALE HAFTPFLICHTVERSICHERUNG GEGEN DRITTE ABGESICHERT

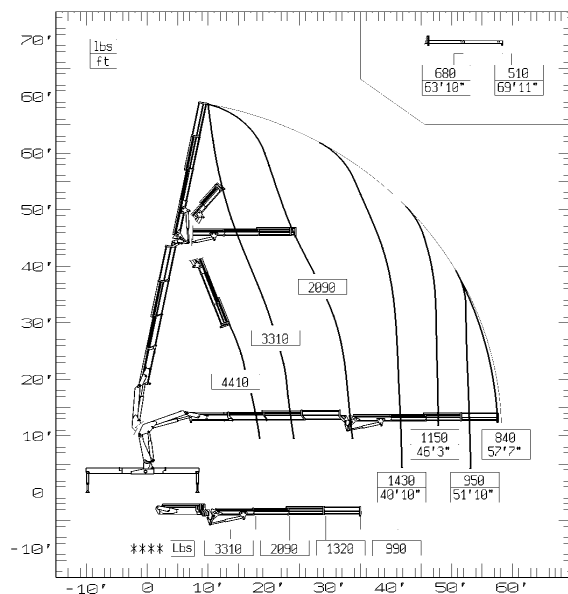




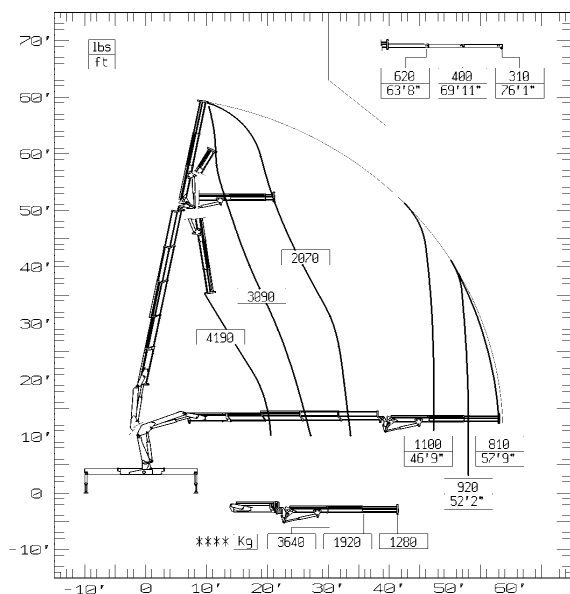
19023+J 52



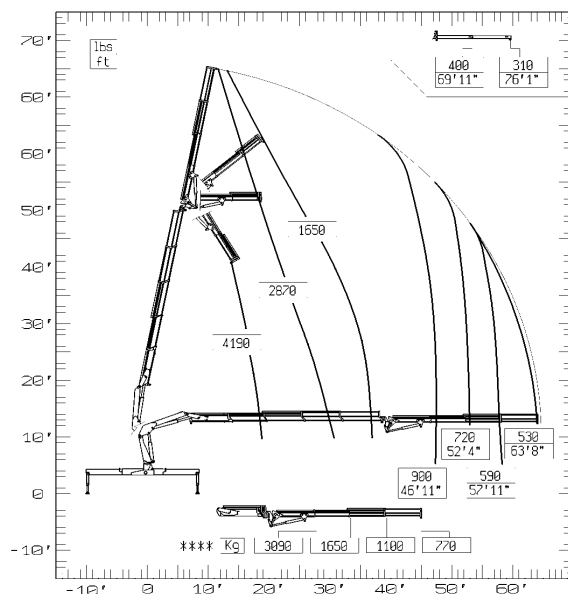
19023+J 53



19024+J 52



19024+J 53



****PORTATE MASSIME DELL'ANTENNA IN ORIZZONTALE - ****MAX. JIB CAPACITIES IN HORIZONTAL POSITION - ****CAPACITES MAXI NOMINALES AVEC JIB
 ****MAX. TRAGKRAFT AM JIB IN HORIZONTAL - ****CAPACIDAD MÁXIMA DE LA ANTENA EN HORIZONTAL



LE ANTENNE IDRAULICHE (J) POSSONO ESSERE INSTALLATE ANCHE SULLE GRU IN VERSIONE LC

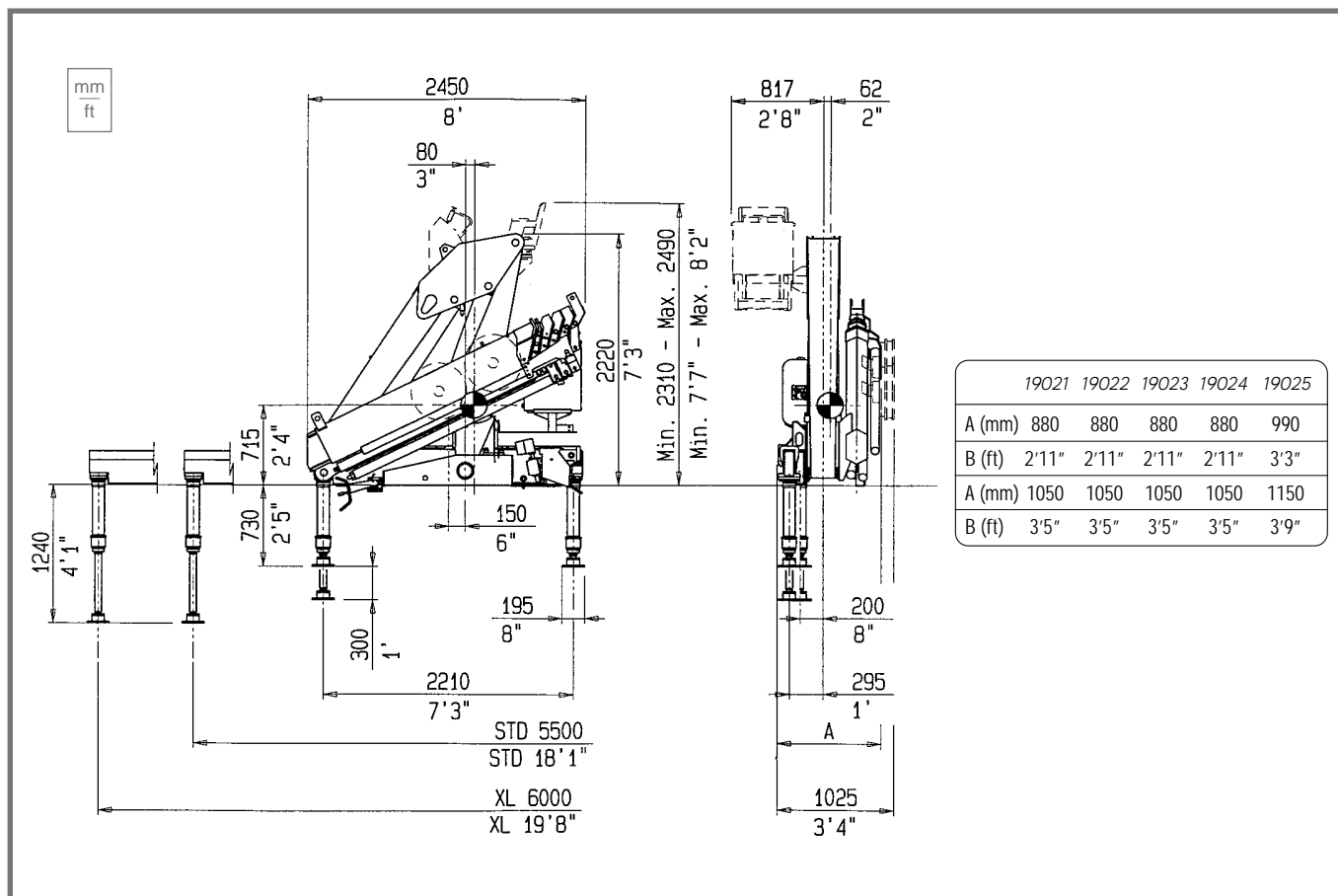
The hydraulic jib can be mounted on the LC version

Les bras articulés (J) peuvent être installés sur les grues en version LC également

Hydraulische Knickarme können auch auf die LC Ausführungen montiert werden

Las antenas hidraulicas se pueden montar tambien en gruas version LC





DATI TECNICI - TECHNICAL DATA - DONNÉES TECHNIQUES -
TECHNISCHE DATEN - DATOS TECNICOS

19021 19022 19023 19024 19025 19023 19023 19024 19024
+J52 +J53 +J52 +J53

MOMENTO DI SOLLEVAMENTO MASSIMO - Maximum lifting moment - Moment de levage maxi - Max. Lastmoment - Momento de elevación máxima	kNm	193,5	186,0	184,0	179,4	176,6	--	--	--	--
	tm	19,7	18,9	18,7	18,3	18,0	--	--	--	--

SBRACCIO OLEODINAMICO - Maximum hydraulic reach - Allongement hydraulique - Hydraulische Reichweite, Standard - Alcance hidráulico	m	6,40	8,20	10,10	11,95	14,00	15,95	17,75	17,80	19,50
ORIZZONTALE - Horizontal - Horizontal - Horizontal - Horizontal	m	9,65	11,50	13,45	15,30	17,25	19,25	21,05	21,20	22,90
VERTICALE - Vertical - Vertical - Vertikal - Vertical										

SBRACCIO CON PROLUNGHE - Maximum reach with manual extensions - Allongement avec rallonges manuelles - Reichweite, manuelle Verlängerungen Alcance con prolongas manuales	m	--	--	--	19,50	19,65	21,50	21,50	23,40	23,40
ORIZZONTALE - Horizontal - Horizontal - Horizontal - Horizontal	m	--	--	--	22,65	22,80	24,80	24,80	26,80	26,80
VERTICALE - Vertical - Vertical - Vertikal - Vertical										

IMPIANTO OLEODINAMICO - Hydraulic system - Circuit hydraulique - Hydraulikanlage - Sistema hidráulico	PORTATA RACCOMANDATA - Recommended oil flow - Débit recommandé - Empfohlene Fördermenge - Caudal requerido	l/min	45	45	45	45	45	45	45	45
PRESSIONE MASSIMA - Rated pressure - Pression maxi - Betriebsdruck - Presión máxima	MPa	26,5	26,5	26,5	26,5	27,5	26,5	26,5	26,5	26,5
CAPACITÀ DEL SERBATOIO - Tank capacity - Capacité du réservoir - Tankinhalt - Capacidad del depósito de aceite	l	120	120	120	120	120	120	120	120	120

GRUPPO DI ROTAZIONE - Slewing system - Rotation - Schwenksystem - Sistema de giro	ANGOLO DI ROTAZIONE - Slewing angle - Angle de rotation - Schwenkbereich - Ángulo de giro	°	400	400	400	400	400	400	400	400
COPPIA DI ROTAZIONE - Slewing moment - Couple de rotation - Schwenkmoment - Momento de giro	kNm	20,9	20,9	20,9	20,9	20,9	20,9	20,9	20,9	20,9
PENDENZA MASSIMA DI LAVORO - Max. working heel - Devers maxi de travail - Max. Arbeitsneigung - Inclinación máxima de trabajo	% (°)	8,7(5)	8,7(5)	8,7(5)	8,7(5)	8,7(5)	0	0	0	0

PESO GRU STANDARD - Standard crane weight - Poids de la grue standard - Eigengewicht - Peso de la grúa est	Kg	2110	2250	2375	2490	2585	2825	2900	2940	3015
IN VERSIONE LC - LC Version	Kg	--	2360	2485	2600	--	2935	3010	3050	3125

CON SERBATOIO NON RIFORNITO - Empty oil tank - Reservoir huile non garni - Oeltank leer - Deposito de aceite vacío



TECHNICAL DATA

19021 19022 19023 19024 19025 19023 19023 19024 19024
+J52 +J53 +J52 +J53

MAXIMUM LIFTING MOMENT	ft lbs	139960	134535	133085	129760	127770	--	--	--	--
MAXIMUM HYDRAULIC REACH										
HORIZONTAL	ft	21'	26'11"	33'2"	39'2"	45'11"	52'4"	58'3"	58'5"	54'
VERTICAL	ft	31'8"	37'9"	44'2"	50'2"	56'7"	63'2"	69'1"	69'7"	75'2"
MAXIMUM REACH WITH MANUAL EXTENSIONS										
HORIZONTAL	ft	--	--	--	64'	64'6"	70'6"	70'6"	76'9"	76'9"
VERTICAL	ft	--	--	--	75'	75'2"	81'4"	81'4"	87'11"	87'11"
HYDRAULIC SYSTEM										
RECOMMENDED OIL FLOW	gals/min (USA)	11	11	11	11	11	11	11	11	11
RATED PRESSURE	psi	3895	3895	3895	3895	3895	3895	3895	3895	3895
TANK CAPACITY	gals (USA)	31	31	31	31	31	31	31	31	31
SLEWING SYSTEM										
SLEWING ANGLE	°	400	400	400	400	400	400	400	400	400
SLEWING MOMENT	ft lbs	15120	15120	15120	15120	15120	15120	15120	15120	15120
MAX. WORKING HELL	% (°)	8,7(5)	8,7(5)	8,7(5)	8,7(5)	8,7(5)	0	0	0	0
STANDARD CRANE WEIGHT	lbs	4650	4960	5235	5490	5700	6555	6740	6855	7015
Version LC	lbs	--	5200	5480	5730	--	6795	6980	7195	7255

With non full tank

• I dati tecnici possono essere aggiornati senza preavviso • Technical data can be revised without prior notice • Les données techniques peuvent être modifiées sans preavis
• Technische Änderungen vorbehalten • Reservado el derecho de modificaciones

